

Dean Valley Read Write Inc. Meeting (RWI)



Reading changes everything.

Read Write Inc. Phonics

- Children learning to read in Reception – Y2.
- ‘Keep up not catch up.’
- Taught in groups based on their stage of reading.

What is phonics?

Sounds - Phoneme

Letters - Graphemes

- ▶ 44 sounds
- ▶ 26 letters
- ▶ Over 150+ letter combinations

- ▶ One of the most complex alphabetic codes in the world.

Speed Sounds Set 1 and Set 2

Consonant sounds – stretchy

f	l	m	n	r	s	v	z	sh	th	ng	nk
---	---	---	---	---	---	---	---	----	----	----	----

Consonant sounds – bouncy

b	c	d	g	h	j	p	qu	t	w	x	y	ch
	k											

Vowel sounds – bouncy

a	e	i	o	u	ay	ee	igh	ow
---	---	---	---	---	----	----	-----	----

Vowel sounds – stretchy

Vowel sounds – stretchy

oo	oo	ar	or	air	ir	ou	oy
----	----	----	----	-----	----	----	----

Speed Sounds Set 3

Consonant sounds

f	l	m	n	r	s	v	z	sh	th	ng
ff	ll	mm	nn	rr	ss	ve	zz	ti		nk
ph	le	mb	kn	wr	se		s	ci		
					c		se			
					ce					

b	c	d	g	h	j	p	qu	t	w	x	y	ch
bb	k	dd	gg		j	pp		tt	wh			tch
	ck				g							
	ch				ge							
					dge							

Vowel sounds

a	e	i	o	u	ay	ee	igh	ow
	ea				ā-e	e-e	i-e	ō-e
					ai	y	ie	oa
						ea	i	o
						e	y	

oo	oo	ar	or	air	ir	ou	oy	ire	ear	ure
ū-e			oor	are	ur	ow	oi			
ue			ore		er					
ew			aw							
			au							

Pure Sounds (ruthmiskin.com)

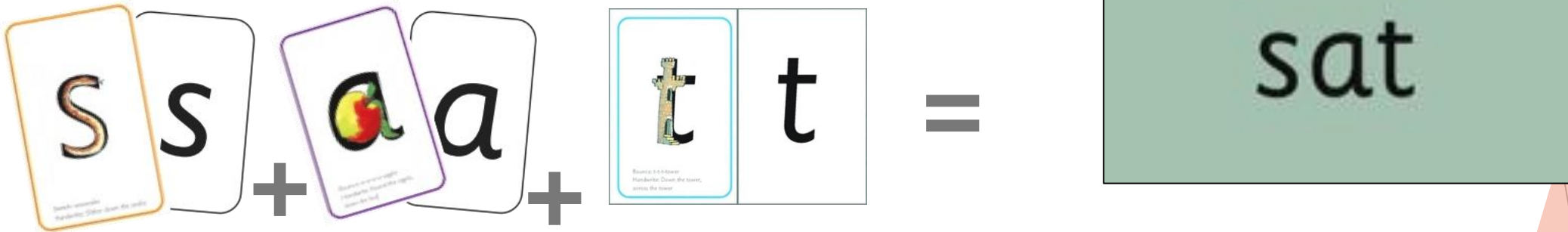
Sound pronunciation guide



Daily lessons



Sounds + blending = reading



Fred



‘Special Friends’, ‘Fred Talk’, read the word



Teach spelling using Fred Finger



Red Words - you can't Fred a red.

said

This is Red Hat Rob.



"I will grab that cash box," he said.

‘Three with me, more at home’

Accuracy

Fluency / Speed

Comprehension

Read and enjoy a book bag book at home linked to the school book.

Which books will children bring home?

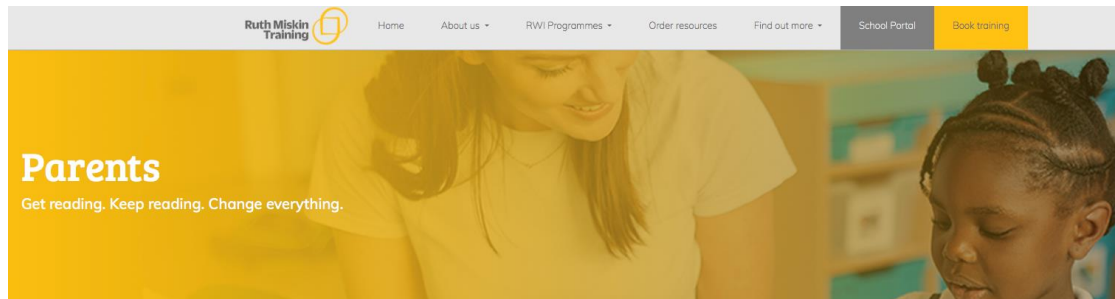


- Daily reading practice at home
- Uniquely matched to the *Read Write Inc.* Phonics book read in school.
- Reinforce children's learning of phonics at the appropriate level.
- Helps to make even faster progress in reading.



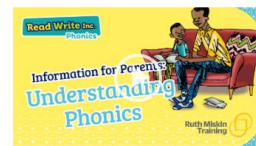
- IF BOOKS ARE LOST OR DAMAGED THERE WILL BE A CHARGE OF £5.

Free Video Tutorials (ruthmiskin.com)



Read Write Inc. Phonics – information for parents

Our films show how we teach children to read and write with Read Write Inc. Phonics. If your child is in a Read Write Inc. school or if you have bought a parent pack, the films will help you and your child practise together at home. If you have a question for us, please get in touch via our [Facebook](#) and [Twitter](#) pages.





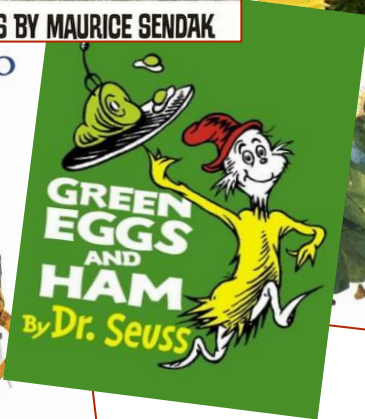
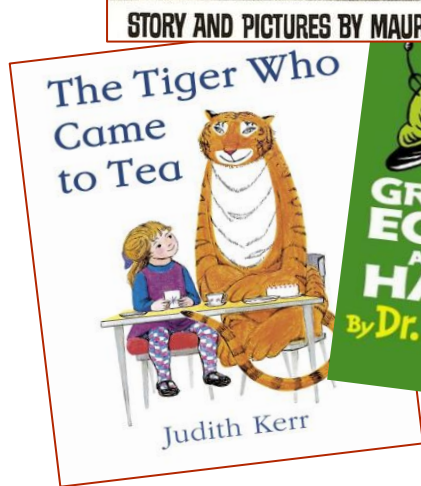



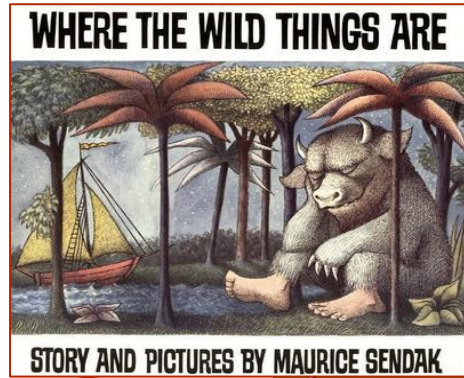
What can I do?

1. Use pure sounds.
2. Use Fred Talk to read and spell words.
3. Listen to your child read their book EVERY DAY.
4. Read stories to your child EVERY DAY.
5. Use letter names for spelling or capital letters.

DON'T PANIC

- ▶ Whatever you do will be helpful in your child becoming a confident reader.
- ▶ Doing something is better than doing nothing


Love of Reading Books



- Read to your children every day
- Ask lots of questions and share opinions

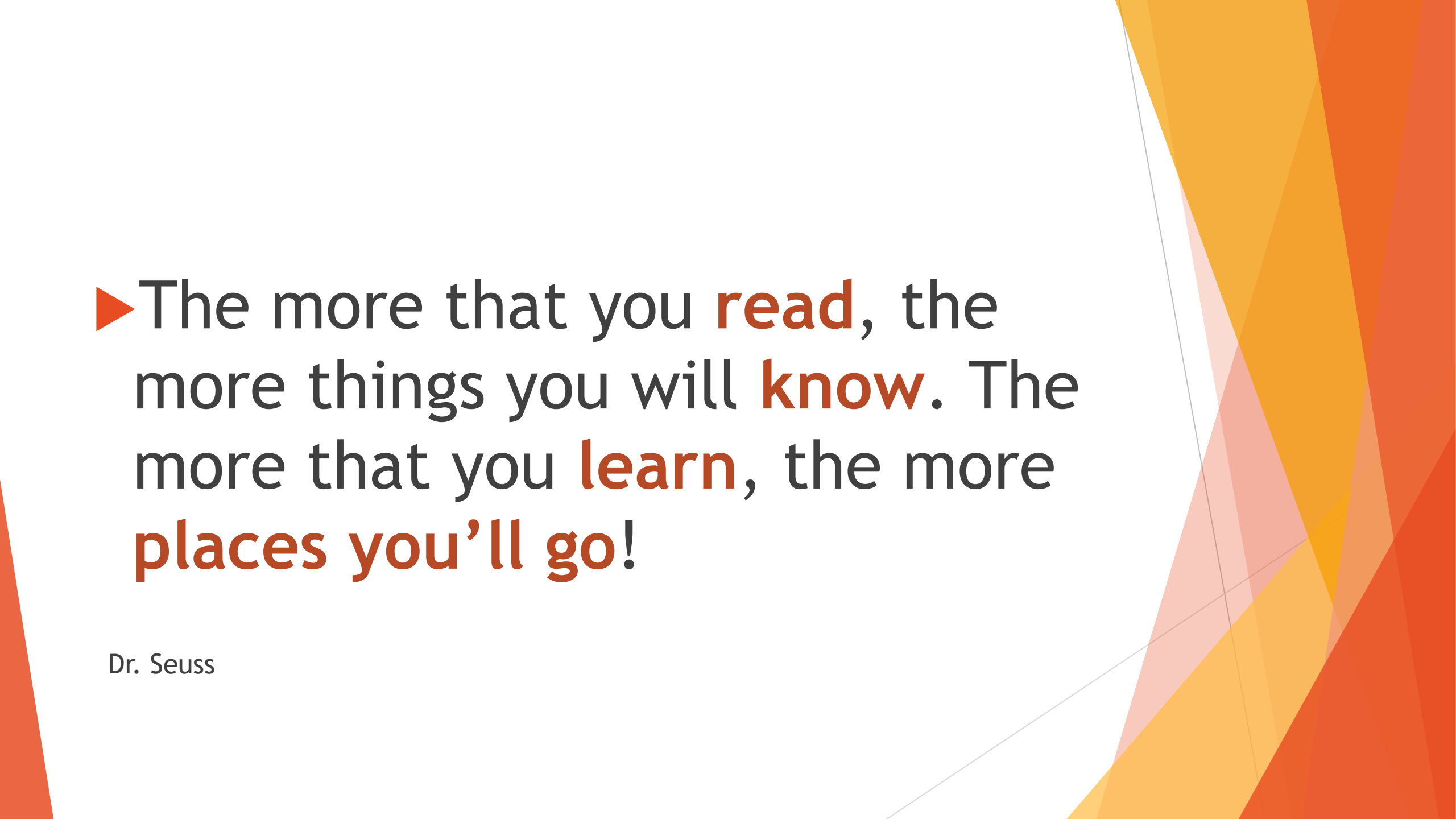
Repeated readings Again! Again!

- ▶ Children are wired to thrive on **repetition**.



Top Tips for reading at home.

1. Make it a treat.
2. Make it a special quiet time together.
3. Show curiosity even if the book does not interest you.
4. Read story once without stopping.
5. Chat about the story.
6. Avoid testing with questions, let them look for the answer.
7. Link to other stories and experiences.
8. Read favourites over and over again.
9. Use different voices.
10. Love the book



▶ The more that you **read**, the more things you will **know**. The more that you **learn**, the more **places you'll go!**

Dr. Seuss

Assessment and progression.

6 weekly assessment

- Sound recognition
- Oral blending
- Green words
- Alien words
- Reading **speed** - words per minute
- Reading **fluency** - hesitation

Always at their level and their speed. It is a marathon not a sprint.

Read Write Inc. Colour Progression
Ditty – Sound Blending
Red
Green
Purple
Pink
Orange
Yellow
Blue
Grey

Reception

	S1:A	S1:B	S1:C	Ditties	Red	Green	Purple	Pink	Orange	Yellow	Blue	Grey	RC
End of Aut. 1													
End of Aut. 2													
End of Spr. 1													
End of Spr. 2													
End of Sum. 1													
End of Sum. 2													

Year 1

	S1:A	S1:B	S1:C	Ditties	Red	Green	Purple	Pink	Orange	Yellow	Blue	Grey	RC
End of Aut. 1													
End of Aut. 2													
End of Spr. 1													
End of Spr. 2													
End of Sum. 1													
End of Sum. 2													

Year 2

	S1:A	S1:B	S1:C	Ditties	Red	Green	Purple	Pink	Orange	Yellow	Blue	Grey	RC
End of Aut. 1													
End of Aut. 2													
End of Spr. 1													
End of Spr. 2													
End of Sum. 1													
End of Sum. 2													

Key:

S1:A = Set 1 Sounds Group A;

S1:B = Set 1 Sounds Group B;

S1:C = Set 1 Sounds Group C;

RC = Reading Comprehension Group.

Reading after Read Write Inc.

Year 2 / P3	6–7 years old	Lime
Year 3 / P4	7–8 years old	Brown
Year 4 / P5	8–9 years old	Grey
Year 5 / P6	9–10 years old	Dark Blue
Year 6+ / P7+	10+ years old	Dark Red
		Black

Online Portal Videos

- ▶ Portal video
- ▶ Why are these sent home?
- ▶ Watch these with your child to increase engagement

Q&A